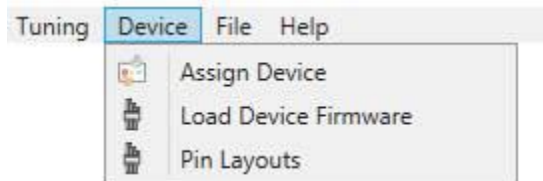


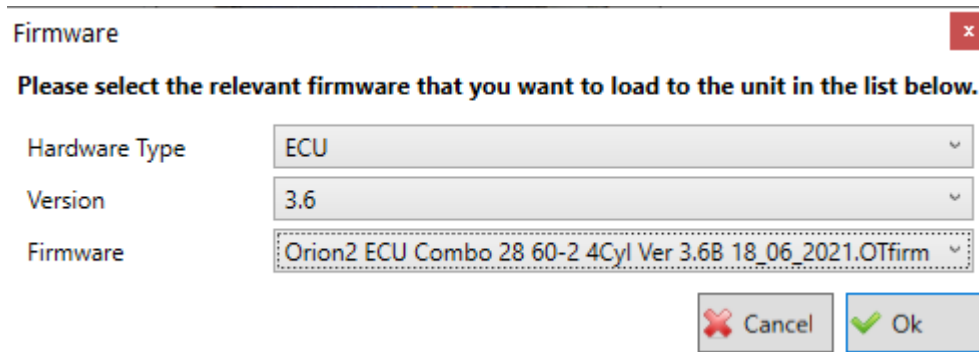
BootLoader

Orion2, Orion and Venus3 have a built in bootloader and you may load firmware from the Hyperspace tuning software. This firmware is only saved on the Internet so you will have to have a live internet connection. Mercury2 and older devices still use the USB Debug Adapter to load firmware. This message will not be visible.

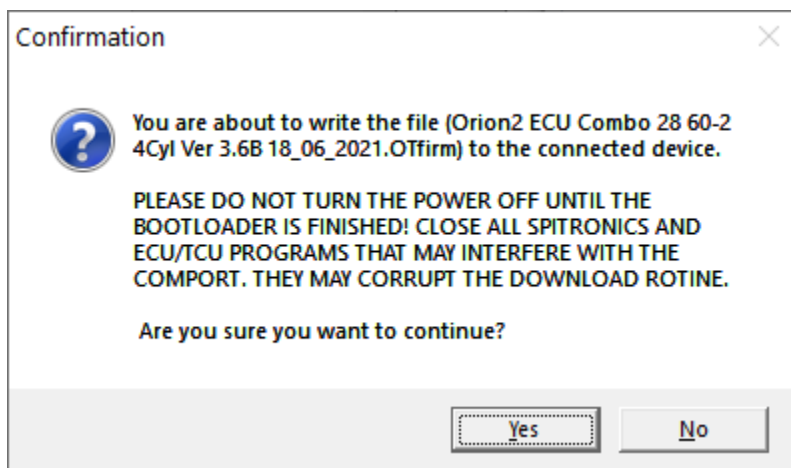
Load Device Firmware



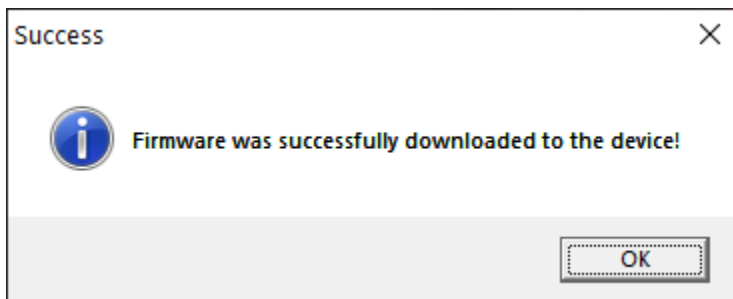
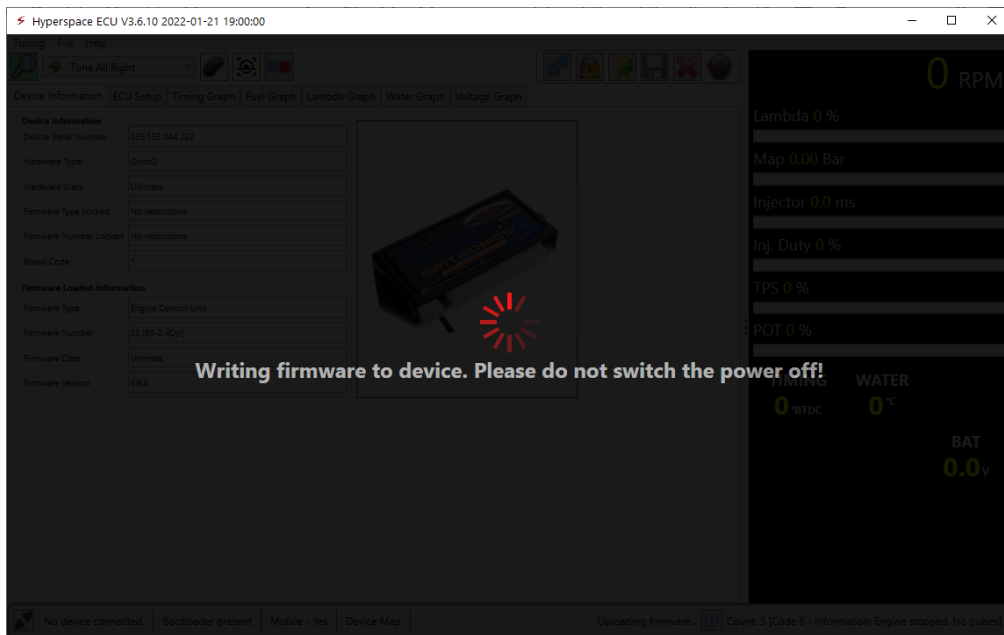
Click on Load Device Firmware and a browser will open. Select Hardware Type and chose between ECU, TCU etc. firmware. Then select the version of firmware you want to load. You may use older versions as a backup service to an old customer. If the list is empty then it means that firmware version is not existing for that product. Now select the firmware number that is required.



Press OK and this warning will come up.



Press Yes and do not switch the power off until the next 2 messages appear.



Now you have successfully loaded new firmware in the device. You can now reset all the settings according to the new engine.

Note: Should there be any bug fixes it will be loaded under the same name. So always start with the latest firmware loaded from the web and see if your issue has not been fixed already. Just reload the same firmware.